

Subracks – EuropacPRO

SIDE PANELS TYPE F FOR STAINLESS STEEL GASKET

ORDER INFORMATION

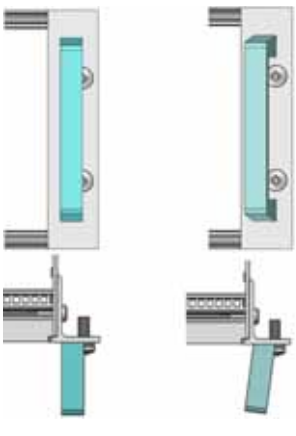
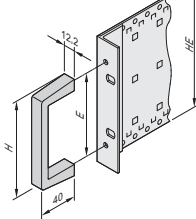
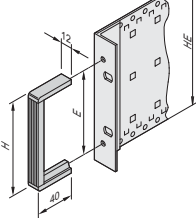
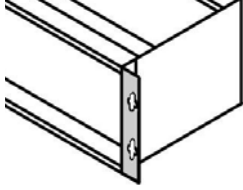
		Side panel type F	19" bracket without handle holes	19" bracket with handle holes	19" bracket depth-adjustable	EMC gasket (stainless steel)	Rear angle	Side panel connection
		<p>without 19" bracket, Al, 2 mm, passivated, please order 19" bracket and corner profile separately</p> <p>06197003</p>	<p>bza45819</p> <p>with lateral grooves for stainless steel EMC gasket, Al extrusion, rear side etched, front anodised</p>	<p>06106050</p> <p>with lateral grooves for stainless steel EMC gasket, Al extrusion, rear side etched, front anodised please order front handles separately,</p>	<p>06102501</p> <p>Al extrusion, passivated</p>	<p>BGA45760</p> <p>inserted laterally into the grooves of the front panel</p>	<p>BZA46573</p> <p>Al extrusion, surface clear passivated; with lateral grooves for stainless steel EMC gasket; rear hood cannot be mounted simultaneously</p>	<p>BPA45867</p> <p>Zn die-cast, incl. fixing material kit, for connecting two by two side panels (on top of each other)</p>
Height U	Depth mm	1 piece	PU 1 pair	PU 1 pair	PU 1 pair	PU 10 pieces	PU 1 pair	PU 4 pieces
3	175	34560-185						
3	235	34560-187						
3	275	1) 34579-300						
3	277.75	2) 34579-002						
3	295	34560-189	24560-197	24560-198	24560-199	21101-705	24561-198	21101-954
3	355	34560-191						
3	415	34560-193						
3	475	34560-195						
4	175	3) 34560-285						
4	235	3) 34560-287						
4	295	3) 34560-289	24560-297	24560-298	24560-299	21101-713	24561-298	21101-954
4	355	3) 34560-291						
4	415	3) 34560-293						
4	475	3) 34560-295						
6	175	34560-485						
6	235	34560-487						
6	275	1) 34579-038						
6	277.75	2) 34579-012						
6	295	34560-489	24560-497	24560-498	24560-499	21101-707	24561-498	21101-954
6	355	34560-491						
6	415	34560-493						
6	475	34560-495						
6	970	34560-496						
9	175	34560-785						
9	235	34560-787						
9	295	34560-789	24560-797	24560-798	24560-799	21101-709	24561-798	21101-954
9	355	34560-791						
9	415	34560-793						
Screw, M4 x 14, PU 100 pieces, for fastening horizontal rail to side panel		24560-130	24560-130	24560-130	24560-130	-	24560-130	-
Screw, M4 x 10, required if guide rails are screwed to slot 1, PU 100 pieces		24560-155	24560-155	24560-155	24560-155	-	24560-155	-

1) CompactPCI 2) VME64x 3) Grid holes of side panel 3 + 1 U

Subracks – EuropacPRO

FRONT HANDLES, WALL-MOUNTING BRACKETS

ORDER INFORMATION

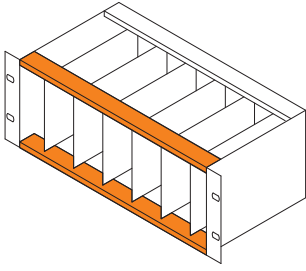



Front handle				Front handle			Universal front handle	Wall-mounting bracket
Straight version		Angled version		clear anodised, straight version	black anodised, straight version	clear anodised, angled version		
								
				<p>Al extrusion, anodised load-carrying capacity 30 kg</p>			<p>06102068</p> <p>3 parts: Al extrusion, clear anodised, 2 end pieces, plastic, PA, black; width 12 mm, depth 40 mm load-carrying capacity 10 kg</p> <p>06102069</p>	<p>06104063</p> <p>Al, 2.5 mm, passivated; bolted to subrack in place of the 19" bracket</p>
Height	Depth	H	E	1 piece (SPQ 10) ¹⁾	1 piece (SPQ 10) ¹⁾	1 piece (SPQ 10) ¹⁾	1 piece (SPQ 10) ¹⁾	PU 1 pair
U	mm	mm	mm					
3	175	102	88.0	10501-005	10501-026	10501-020	10502-057	24562-197
3	235	102	88.0					
3	275	102	88.0					
3	277.75	102	88.0					
3	295	102	88.0					
3	355	102	88.0					
3	415	102	88.0					
3	475	102	88.0					
4	175	146	133.4	10501-018	-	10501-021	10502-060	24562-297
4	235	146	133.4					
4	295	146	133.4					
4	355	146	133.4					
4	415	146	133.4					
6	175	249	235.0	10501-008	10501-029	10501-022	10502-065	24562-497
6	235	249	235.0					
6	275	249	235.0					
6	277.75	249	235.0					
6	295	249	235.0					
6	355	249	235.0					
6	415	249	235.0					
6	475	249	235.0					
9	175	249	235.0	10501-008	10501-029	10501-022	10502-065	24562-797
9	235	249	235.0					
9	295	249	235.0					
9	355	249	235.0					
9	415	249	235.0					
Screw M5 x 12, PU 100 pieces				24560-183	24560-183	24560-183	24560-183	-
Screw M5 x 12, PU 4 pieces				24560-182	24560-182	24560-182	24560-182	-
Screw, M4 x 14, PU 100 pieces				-	-	-	-	24560-130

1) SPQ (standard pack quantity): Part number includes 1 piece, but delivery is exclusively made in standard pack quantity (SPQ); please order at least the SPQ quantity or a multiple

Subracks – EuropacPRO

FRONT HORIZONTAL RAILS

ORDER INFORMATION

		"light" Type L-OD without lip	"light" Type L-KD short lip	"heavy" Type H-KD short lip	With long lip for insertion/ extraction of CompactPCI and VME64x boards "heavy" Type H-LD long lip
 <p>bza44980</p> <p>With HP markings from 28 HP, Al extrusion, anodised finish, conductive contact surface</p>		 <p>06197006</p> <p>Al extrusion, anodised finish, conductive contact surface, with printed HP markings</p> <p>without lip: 2 x 3 U installation and continuous 6 U front panel</p>	 <p>06197007</p> <p>Al extrusion, anodised finish, conductive contact surface, with printed HP markings</p> <p>short lip: horizontal rail and front panel form a single plane</p>	 <p>06197008</p> <p>Al extrusion, anodised finish, conductive contact surface, with printed HP markings</p> <p>short lip: horizontal rail and front panel form a single plane</p>	 <p>06197009</p> <p>Al extrusion, anodised finish, conductive contact surface, with printed HP markings</p> <p>long lip: for insertion/extraction of CompactPCI or VME64x boards</p>
Usable length HP	Length mm	1 piece (SPQ 10) ¹⁾	1 piece (SPQ 10) ¹⁾	1 piece (SPQ 10) ¹⁾	1 piece (SPQ 10) ¹⁾
20	106.68	34560-020	34560-120	34560-220	34560-320
28	147.32	34560-028	34560-128	34560-228	34560-328
40	208.28	34560-040	34560-140	34560-240	34560-340
42	218.44	34560-042	34560-142	34560-242	34560-342
63	325.12	34560-063	34560-163	34560-263	34560-363
84	431.80	34560-084	34560-184	34560-284	34560-384
-	1000	34560-001	34560-101	34560-201	34560-301
Screw, M4 x 14, PU 100 pieces		24560-130	24560-130	24560-130	24560-130
Screw, M4 x 10, required if guide rails are screwed to slot 1, PU 100 pieces		-	-	24560-155	24560-155
Threaded inserts see page		6.35	6.35	6.35	6.35

1) SPQ (standard pack quantity): Part number includes 1 piece, but delivery is exclusively made in standard pack quantity (SPQ); please order at least the SPQ quantity or a multiple

"light": loading capacity up to approx. 7.5 kg; "heavy": loading capacity > 7.5 kg

Subracks – EuropacPRO

REAR HORIZONTAL RAILS, TOP AND BOTTOM

ORDER INFORMATION

		For indirect backplane mounting with insulation strip		For direct backplane mounting		For direct fixing of connectors in accordance with EN 60603-2 (DIN 41612)	
 <p>06105074</p>		 <p>04400001</p>		 <p>04400002</p>		 <p>04400003</p>	
<p>With HP markings from 28 HP, Al extrusion, anodised finish, conductive surface</p>		<p>"light" Type L-ST standard</p>  <p>06197010</p>	<p>"heavy" Type H-ST standard</p>  <p>06197011</p>	<p>"light" Type L-VT + 3 mm</p>  <p>06197011</p>	<p>"heavy" Type H-VT + 3 mm</p>  <p>06197009</p>	<p>"light" Type L-MZ with Z-rail</p>  <p>06197014</p>	<p>"heavy" Type H-MZ with Z-rail</p>  <p>06197015</p>
Usable length HP	Length mm	1 piece (SPQ 10) ¹⁾	1 piece (SPQ 10) ¹⁾	1 piece (SPQ 10) ¹⁾	1 piece (SPQ 10) ¹⁾	1 piece (SPQ 10) ¹⁾	1 piece (SPQ 10) ¹⁾
20	106.68	34560-420	34560-520	34560-620	34560-720	34560-820	34560-920
28	147.32	34560-428	34560-528	34560-628	34560-728	34560-828	34560-928
40	208.28	34560-440	34560-540	34560-640	34560-740	34560-840	34560-940
42	218.44	34560-442	34560-542	34560-642	34560-742	34560-842	34560-942
63	325.12	34560-463	34560-563	34560-663	34560-763	34560-863	34560-963
84	431.80	34560-484	34560-584	34560-684	34560-784	34560-884	34560-984
–	1000	34560-401	34560-501	34560-601	34560-701	34560-801	–
Screw, M4 x 14, PU 100 pieces, for fastening horizontal rail to side panel		24560-130	24560-130	24560-130	24560-130	24560-130	24560-130
Screw, M4 x 10, required if guide rails are screwed to slot 1, PU 100 pieces		–	24560-155	–	24560-155	–	24560-155
Perforated rail for connector mounting with insulation strip see page		6.36	6.36	–	–	–	–
Z-rail for connector mounting without insulation strip see page		6.36	6.36	–	–	–	–
Insulation strips see page		6.35	6.35	–	–	–	–
Threaded inserts see page		6.35	6.35	6.35	6.35	6.35	6.35

¹⁾ SPQ (standard pack quantity): Part number includes 1 piece, but delivery is exclusively made in standard pack quantity (SPQ); please order at least the SPQ quantity or a multiple
 "light": loading capacity up to approx. 7.5 kg; "heavy": loading capacity > 7.5 kg

Subracks – EuropacPRO

REAR HORIZONTAL RAILS, CENTRE, FOR 6 U

ORDER INFORMATION

		For indirect backplane mounting with insulation strip	For direct backplane mounting	For direct fixing of connectors in accordance with EN 60603-2 (DIN 41612)
 <p>06108090</p>		 <p>04400001</p> <p>Typ ST</p>  <p>06197016</p> <p>Al extrusion, anodised surface, conductive contact surface, without printed markings</p>	 <p>04400002</p> <p>Typ VT</p>  <p>06197017</p> <p>Al extrusion, anodised surface, conductive contact surface, without printed markings</p>	 <p>04400003</p> <p>Typ MZ</p>  <p>06197018</p> <p>Al extrusion, anodised surface, conductive contact surface, without printed markings</p>
Usable length HP	Length mm	1 piece (SPQ 10) ¹⁾	1 piece (SPQ 10) ¹⁾	1 piece (SPQ 10) ¹⁾
20	106.68	34561-020	34561-120	34561-220
28	147.32	34561-028	34561-128	34561-228
40	208.28	34561-040	34561-140	34561-240
42	218.44	34561-042	34561-142	34561-242
63	325.12	34561-063	34561-163	34561-263
84	431.80	34561-084	34561-184	34561-284
-	1000	34561-001	34561-101	34561-201
Screw, M4 x 14, PU 100 pieces, for fastening horizontal rail to side panel		24560-130	24560-130	24560-130
Insulation strips see page		6.35	-	-
Threaded inserts see page		6.35	6.35	6.35

1) SPQ (standard pack quantity): Part number includes 1 piece, but delivery is exclusively made in standard pack quantity (SPQ); please order at least the SPQ quantity or a multiple
 "light": loading capacity up to approx. 7.5 kg; "heavy": loading capacity > 7.5 kg

NOTE

- All horizontal rails without printed markings
- 1000 mm version without M4 thread to front

Subracks – EuropacPRO

HORIZONTAL RAILS (TYPE AB) FOR REAR I/O APPLICATIONS

ORDER INFORMATION

		For CompactPCI in rear I/O area
<p>06108069</p>		<p>06108009</p> <p>Typ AB</p> <p>06197019</p> <p>Al extrusion, anodised surface, conductive contact surface; horizontal rail type AB (AB = support) is required to fix the 80 mm rear I/O boards; without printed markings</p>
Usable length	Length	1 piece (SPQ 10) ¹⁾
HP	mm	
20	106.68	34561-520
28	147.32	34561-528
40	208.28	34561-540
42	218.44	34561-542
63	325.12	34561-563
84	431.80	34561-584
–	1000	34561-501
Screw, M4 x 14, PU 100 pieces, for fastening horizontal rail to side panel		24560-130

¹⁾ SPQ (standard pack quantity): Part number includes 1 piece, but delivery is exclusively made in standard pack quantity (SPQ); please order at least the SPQ quantity or a multiple
 "light": loading capacity up to approx. 7.5 kg; "heavy": loading capacity > 7.5 kg


NOTE

- All horizontal rails without printed markings
- 1000 mm version without M4 thread to front

Subracks – EuropacPRO

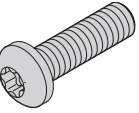


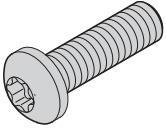
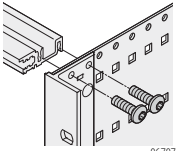
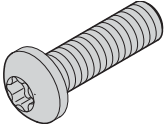
COUNTERSUNK SCREWS

ORDER INFORMATION

	Description	Application	Material	Dimension	Qty/PU	Part no.
 <small>AZA46585</small> Torx screw		For support profiles europacPRO, ratiopacPRO	St, zinc-plated	M4 x 5	100	24560-139
		For mixed board assembly and assembly of shortened horizontal rail on support member, with GND/earthing function	St, zinc-plated	M4 x 14	100	24560-145

TORX PANHEAD SCREWS

ORDER INFORMATION

	Description	Application	Material	Dimension	Qty/PU	Part no.
 <small>a2a45940</small> Torx panhead screw		For Z-rails and connector assembly	St, nickel-plated	M2.5 x 7	100	24560-147
		For perforated rails	St, nickel-plated	M2.5 x 10	100	24560-148
		For backplane mounting	St, nickel-plated	M2.5 x 12	100	24560-161
			St, nickel-plated	M2.5 x 14	100	24560-162
 <small>a2a45178</small> Washer		For insulated backplane mounting	Plastic, PA	2.8 x 6.3 x 2	100	21101-964
 <small>a2a45940</small> Screw + plastic washer (PA)		For backplane mounting	St, nickel-plated	M2.5 x 12	100	21100-777
 <small>a2a45940</small> Torx panhead screw		To bolt on support bracket, rear hood, corner profile on side panel, lengthening bracket and connecting bracket	St, zinc-plated	M4 x 6	100	24560-135
		To bolt-on cover plate or mounting plate, with GND/earthing function	St, zinc-plated	M4 x 6	100	24560-151
		To bolt-on cover plate or mounting plate, with GND/earthing function, self-forming thread	St, zinc-plated	M4 x 6	100	21101-884
 <small>06707058</small> Torx panhead screw		For horizontal rail on side panel if guide rails are bolted to slot 1	St, zinc-plated	M4 x 10	100	24560-155
 <small>a2a45940</small> Torx panhead screw		For horizontal rail on side panel, with GND/earthing function	St, zinc-plated	M4 x 14	10	24560-131
		For horizontal rail on side panel, with GND/earthing function	St, zinc-plated	M4 x 14	100	24560-130