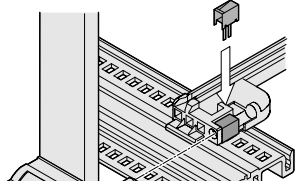
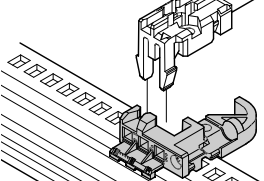
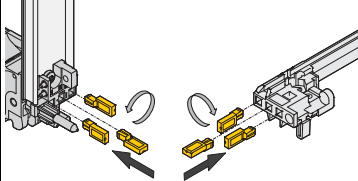


Subracks – EuropacPRO

GUIDE RAIL ACCESSORIES

ORDER INFORMATION

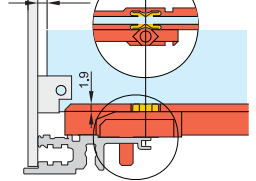
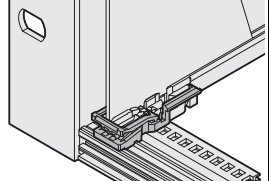
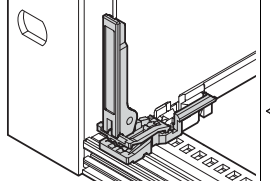
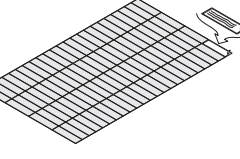
		ESD clips, CompactPCI/VME 64 alignment pin for guide rails	Coding for subracks	
			Keying/coding block for guide rails accessory type	Keying/coding for CompactPCI, VME64x handles to IEEE 1011.10 and IEC 60297-3-103
		 <p>06103052</p> <p>Spring steel, tin-plated, ESD clip, for alignment pin in accordance with IEEE; can be plugged into the guide rails with coding and into the keying/coding block; provides conductive contact between the alignment pin of the insertion/extractor handle (IEL or IET handle) and the horizontal rail</p>	 <p>06103051</p> <p>PBT, UL 94 V-0, keying/coding block is clipped into the horizontal rail next to the guide rail; please order keying/coding pegs separately</p>	 <p>04612052</p> <p>Keying/coding peg, PBTP, UL 94 V-0, RAL 7035 The keying/coding pegs prevent plug-in units to be mounted in wrong slots. They are inserted in the chambers of the codable card guides as well as in the insertion/extractor handles IEL or IET (4 possible positions), resulting in 64 codings per card guide; when coding the upper and lower card guide, 4096 codings will result;</p>
Assembly	Colour	PU 50 pieces	1 piece (SPQ 50)	PU 100 pieces
above	red	-	34579-232	-
	grey	-	34579-233	20817-501
	silver	24560-256	-	-
below	red	-	34579-234	-
	grey	-	34579-235	20817-501
	silver	24560-256	-	-

1) SPQ (standard pack quantity): Part number includes 1 piece, but delivery is exclusively made in standard pack quantity (SPQ); please order at least the SPQ quantity or a multiple

2) Part no. includes one packing unit (PU); delivery is exclusively made in PU

GUIDE RAIL ACCESSORIES

ORDER INFORMATION

		ESD clips for guide rails	Board locking C for PCBs without front panel; for accessory type guide rails	PCB handle C for board locking; for accessory type guide rails	Identification strips
		 <p>04503050</p> <p>Spring steel, tin-plated, provides conductive contact between board and horizontal rail, on both the solder side and the component side</p>	 <p>04805050</p> <p>PBT, UL 94 V-0, red, to fix the PCB in the subrack (also slot 1), can also be used without board handle, minimum distance 3 HP</p>	 <p>04805051</p> <p>PBT, UL 94 V-0, red, insertion/extraction function with connection to board locking (also slot 1), mounting directly behind front panel (above and below), minimum distance 3 HP</p>	 <p>06108076</p> <p>Polyester film, 31 x 4 mm, self-adhesive, white/matt (1 A4 sheet contains 438 pieces)</p>
Assembly	Colour	silver	red	red	white/matt
mm		PU 50 pieces	PU 10 pieces	PU 10 pieces	1 piece
above/below		24560-255	24560-377	24560-378	60817-228