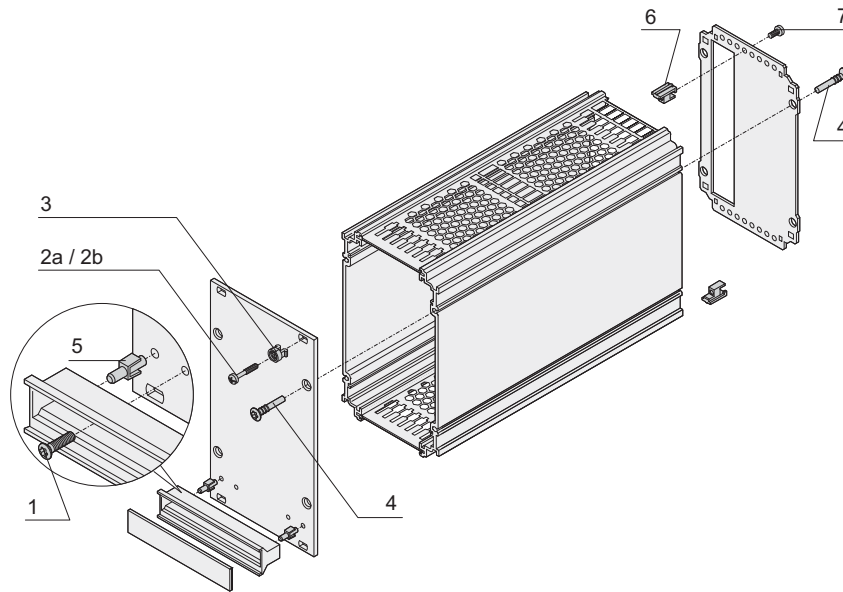















# Frame type plug-in units PRO ServicePLUS

**INDIVIDUAL COMPONENTS**

**FIXING MATERIAL (100 PIECES)**



04808085

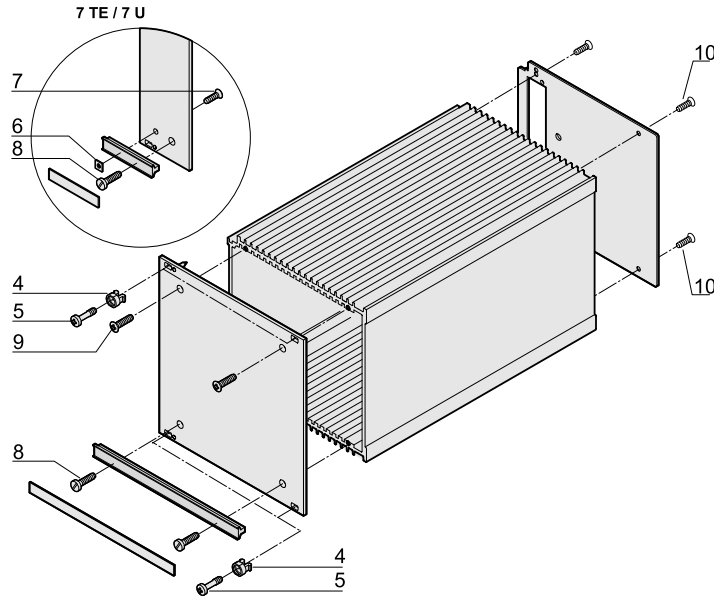
Fixing parts	Item		Required quantity per plug-in unit	Description	Qty/PU	Part no.
<b>Fixing parts for mounting the module in subrack or case</b>						
Torx panhead screw, M2.5 x 10, St, zinc-plated, self-forming thread	1		2	Assembly of handle on front panel	100	24560-179
Pozidrive/slotted collar screw M2.5 x 11, St, nickel-plated	2a		4 / 6*	 Mounting of front panel on horizontal rail with threaded insert pushed in to front	100	21100-748
Pozidrive/slotted collar screw M2.5 x 12.3, St, nickel-plated	2b		4 / 6*	 Front panel is fitted to horizontal rail with threaded insert pushed in to rear in the standard position	100	21101-101
Plastic sleeves for form hole 5.9 x 3.3, PA, UL 94 V-2, grey	3		4 / 6*	Is needed to fix collar screws	100	21100-464
<b>Fixing parts for mounting the module</b>						
Torx raised countersunk panhead screw 3 x 20, St, nickel-plated	4		8	Assembly of front panel and rear panel on extruded side panel/rear extrusion of side panel	100	24812-501
Fixing clip for trapeziform plastic handle PPE UL 94 V 0, black	5		2	Alignment aid for handle on front panel	100	21101-239
Rear panel fastener Zn die-cast	6		2	To stabilise rear panel with wide frame-type plug-in units	100	24812-402
Torx panhead screw M2.5 x 10, St, nickel-plated	7		2	To fix rear panel fastener or board fixing	100	24560-148
Board support (slot 1) Zn die-cast			2	Board support (slot 1) see page 7.78	50 pairs	24812-202
Board support (from slot 2) Zn die-cast			2	Board support (from slot 2) see page 7.78	50 pairs	24812-302
Torx panhead screw M2.5 x 6, St, nickel-plated			2	Is needed for board fixing without connector see page 7.78	100	24560-178

# HF frame type plug-in units












**INDIVIDUAL COMPONENTS**

**FIXING MATERIAL (100 PIECES)**

## ORDER INFORMATION



04802054

Description	Item		Required quantity per plug-in unit	Description	Qty/PU	Part no.	
<b>Fixing parts for mounting the module in subrack or case</b>							
Plastic sleeve for form hole 5.9 x 3.3, PA, UL 94 V-2, grey	4		2 at 7 HP		Front panel is fitted to horizontal rail with threaded insert pushed in to front	100	21100-464
			4 at > 7 HP				
Pozidrive/slotted collar screw M2.5 x 11, St, nickel-plated	5		2 at 7 HP		Front panel is fitted to horizontal rail with threaded insert pushed in to front	100	21100-748
			4 at > 7 HP				
Pozidrive/slotted collar screw M2.5 x 12.3, St, nickel-plated	5		2 at 7 HP		Front panel is fitted to horizontal rail with threaded insert pushed in to rear in the standard position	100	21101-101
			4 at > 7 HP				
<b>Fixing parts for mounting the module</b>							
Square nut DIN 562, M2.5, St, nickel-plated	6		1 at 7 HP		To mount handle on front panel	100	21100-359
Pozidrive countersunk screw M2.5 x 12, St, nickel-plated	7		1 at 7 HP		To mount handle on front panel	100	21100-507
Slotted cheesehead screw M2.5 x 16, St, nickel-plated	8		1 at 7 HP		To mount handle and front panel on HF body tube	100	21100-150
			2 at > 7 HP				
Raised Pozidrive countersunk panhead screw M2.5 x 8, St, nickel-plated	9		2		To mount front panel on HF body tube	100	21100-429
Pozidrive countersunk screw M2.5 x 6, St, nickel-plated	10		4		To mount rear panel on HF body tube	100	21100-515